

Defiance County COVID-19 Report

as of 1/5/2021 at 1:00pm

1,075

Active Cases

2,774

Total Cases

70

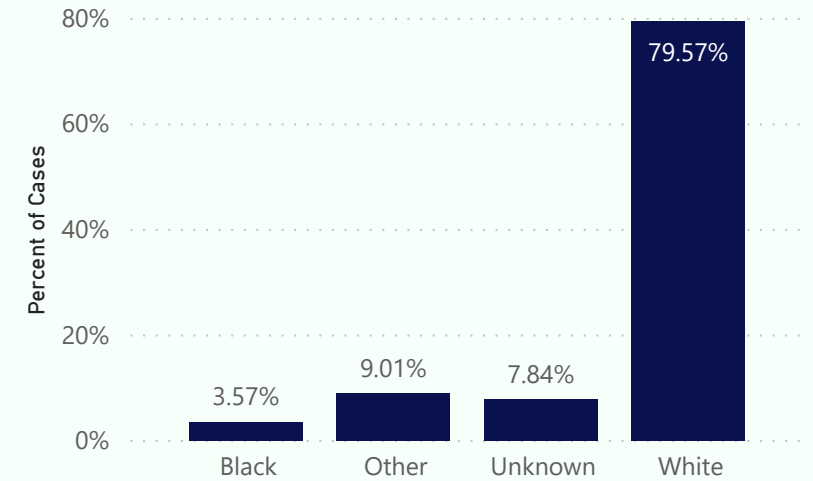
Deaths

1,629

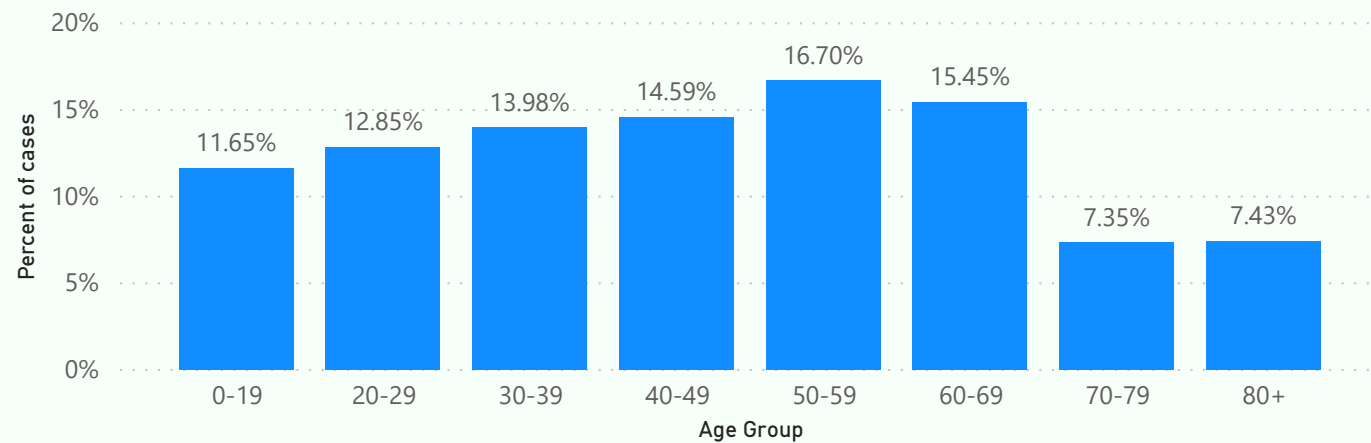
Recovered

<1-104 Age Range	3/11/2020-1/3/2021 Onset Date Range	195 Cumulative Hospitalizations
---------------------	--	---------------------------------------

Race



Age Groups of COVID-19 Cases



Gender of COVID-19 cases

1,506- Female (54%)

1,268- Male (46%)

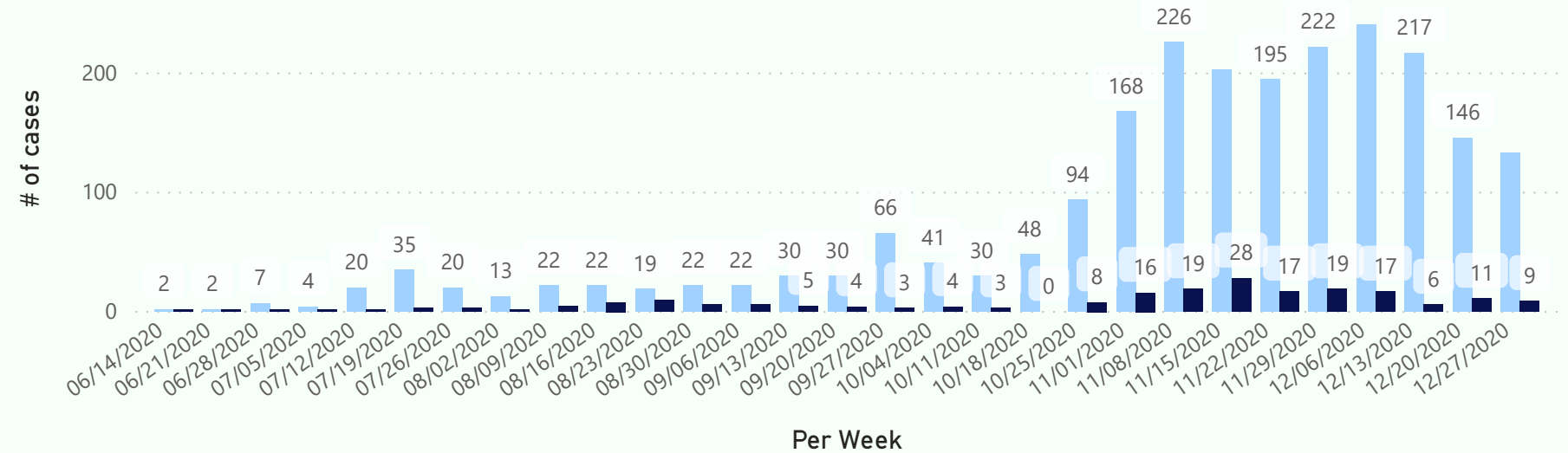
All updated case counts are not reflected in demographic information due to data lag time

9

Number of Lab Confirmed COVID-19 cases Hospitalized (between Dec 27, 2020 -Jan 2, 2021)

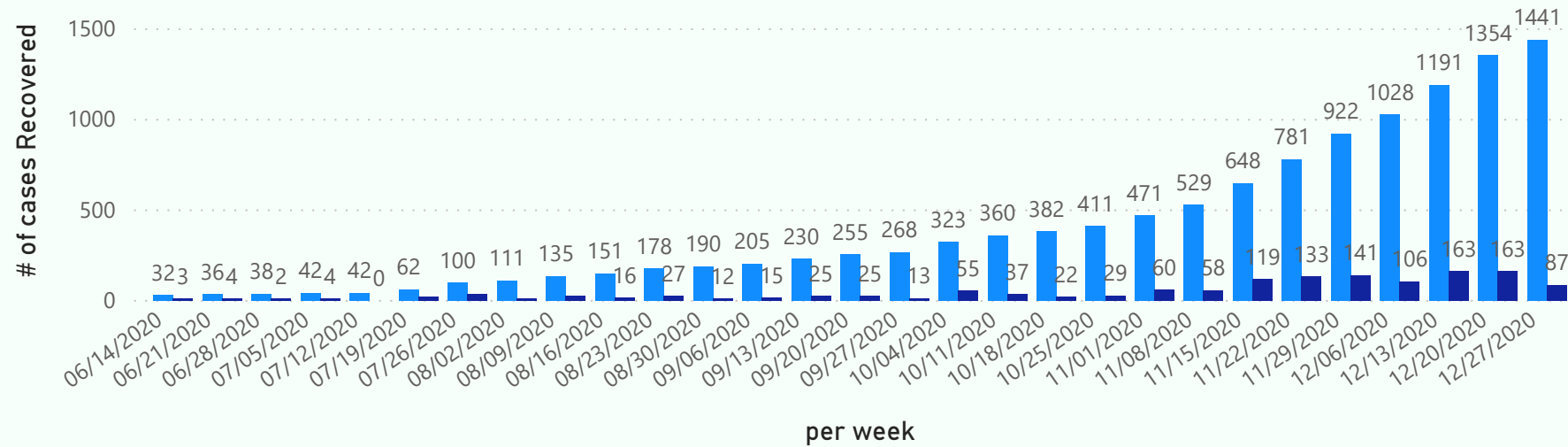
New Cases and Hospitalizations per Week

● New Cases per week ● Hospitalizations per week



Cumulative Cases Recovered Per Week

● Cumulative Recovered ● Cases Recovered that week

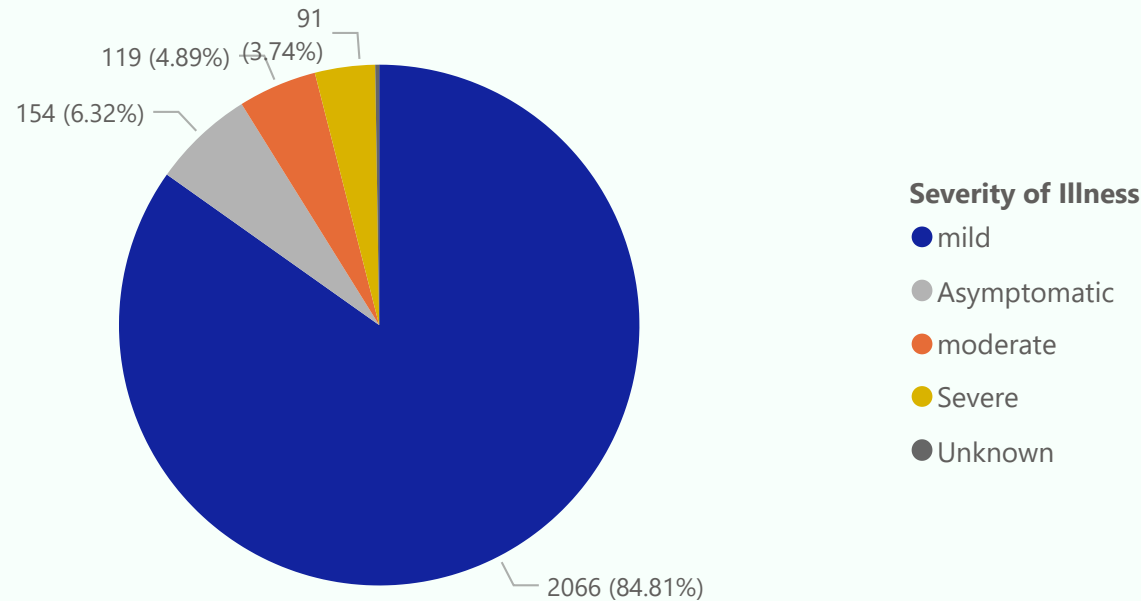


21%
Total hospitalized cases admitted into ICU
Updated as of 1/02/2021

All data has been updated as of 1/02/2021 on this page unless noted

Defiance County COVID-19 Report

Severity of Illness



Asymptomatic includes cases who didn't report any COVID-19 symptoms

Mild illness includes those who were able to recover at home

Moderate illness includes cases who required hospitalization but **didn't** require intensive care or intubation

Severe illness includes cases who were hospitalized in intensive care, were intubated, or died as a result of their illness

Data has been updated as of 1/02/2021

479

Number of individuals under Isolation/Quarantine**

3,888

Total individuals released from Isolation/Quarantine since March

Quarantine is used to keep someone who might have been exposed to COVID-19 away from others.

Isolation is used to separate sick people from healthy people.

**These numbers reflect individuals identified as close contacts of lab confirmed cases who are currently under monitoring by DCGHD

Data as of 1/2/2021

Mode of Transmission of Known COVID-19 Cases between Dec 1, 2020-Jan 2, 2021

489-Cases had contact with known COVID-19 case

409-Unknown/Community spread

95-Cases linked to an Outbreak (outbreaks include long term care facilities, place of worship, work related exposure)

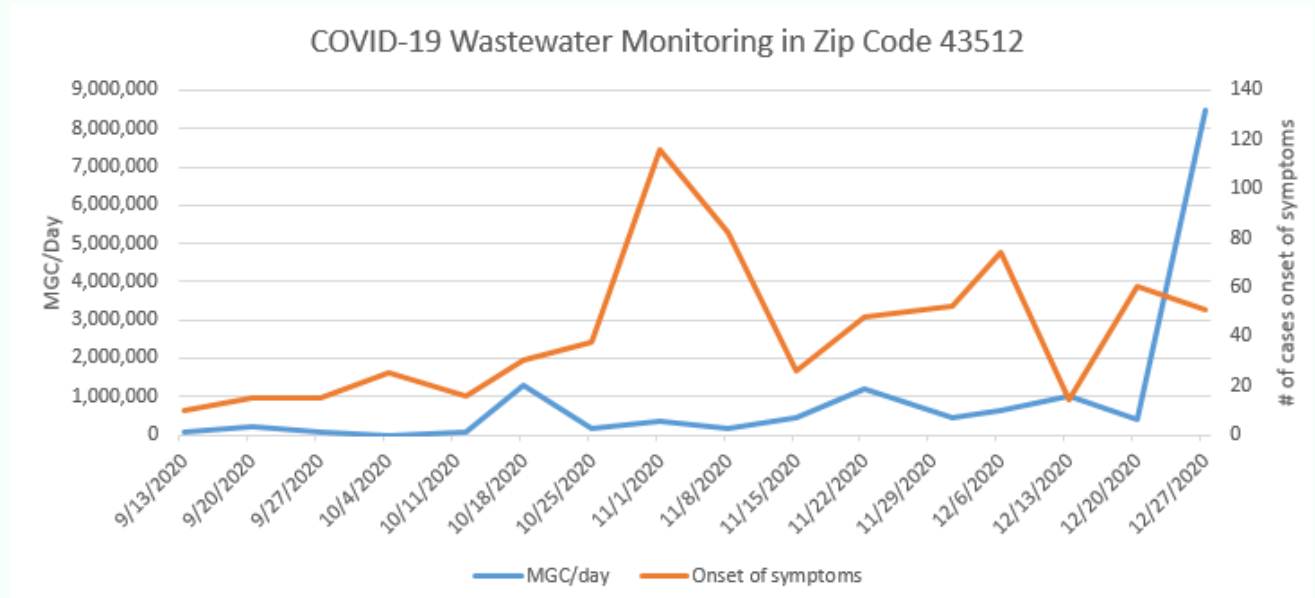
Defiance County COVID-19 Cases by Townships from Dec 20-Jan 2

Milford Township 7 Cases 647.55	Farmer Township <i>* Farmer</i> 4 Cases 567.38	Washington Township <i>* Ney</i> 10 Cases 618.43	<i>* Evansport</i> Tiffin Township 15 Cases 653.59	Adams Township 10 Cases 1,055.97
Hicksville Township <i>* Hicksville</i> 60 Cases 1,222.99	Mark Township 6 Cases 684.15 <i>*Mark Center</i>	Delaware Township <i>* Delaware</i> 24 Cases 1,147.23	Noble Township 91 Cases 1,438.51 <i>* Defiance*</i> Defiance Township 174 Cases 1,340.63	<i>* Jewell</i> Richland Township 32 Cases 1,095.89
			<i>* Ayersville</i> Highland Township 27 Cases 1,261.68	

Data are cases from Dec 20-Jan 2
Cases are defined as lab confirmed COVID-19 cases in Defiance County residents

Case rate (**Bottom number in map**) reflects the occurrence of new disease in a population during a specific time period. (per 100,000 population)

Data may differ from other reports due to lag time in testing and reporting.



Source: ODRS and the Ohio Coronavirus wastewater monitoring network
data is from 9/13/2020-12/27/2020
For more information about data collection see link below:
<https://coronavirus.ohio.gov/wps/portal/gov/covid-19/dashboards/wastewater>

Definitions

Active Cases: is calculated by $((\text{total cases}) - (\text{recovered cases}) - (\text{deaths}))$ within the same time period.

Total COVID-19 Cases: includes lab confirmed and probable cases of Defiance County residents

Probable Case CDC Expanded Definition:

- Person who exhibits symptoms consistent with COVID-19
- Patient seen in outpatient or telehealth setting with no alternative likely diagnosis
- Must have an Epidemiological (close contact) link. A person who has been in contact, or is in an institution, with a lab confirmed case **and** meets the criteria above.

Number of COVID-19 Cases Hospitalized: Defiance County resident who were hospitalized during the reporting range

Number of Cases Recovered:

- At least 1 days (24 hours) have passed since recovery defined as resolution of fever without the use of fever-reducing medications **and**
- Improvement in respiratory symptoms (e.g., cough, shortness of breath); **and**,
- At least 10 days have passed since symptoms first appeared

The Ohio Department of Health defines Presumed Recovered as cases with a symptom onset date >21 days prior who are not deceased. Therefore, the Ohio Department of Health and Defiance County Health Department cases recovered may differ.

Data Source: Defiance County General Health District, Ohio Disease Reporting System (ODRS)