



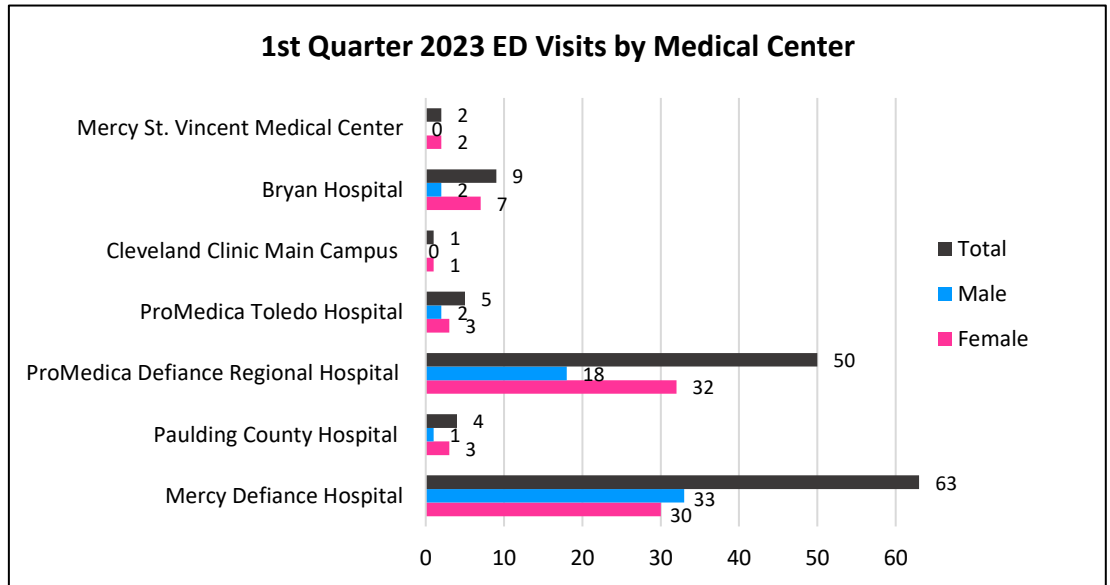
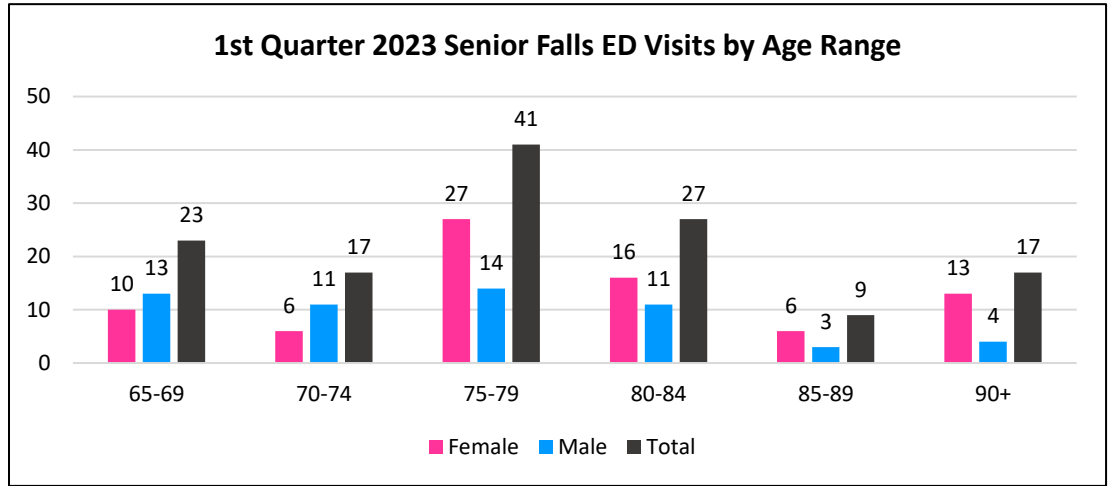
# Defiance County General Health District Epidemiology Assessment 2023 1st Quarter Report April 2023

## Falls Among the Elderly

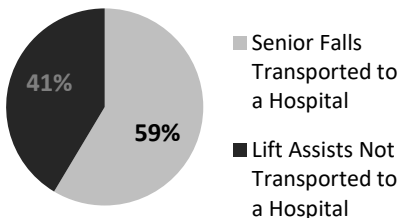
This report was created as a surveillance effort to help understand the needs of Defiance County communities concerning senior falls. Seniors are defined in this report as adults aged 65 years and older. From January 1, 2023, to March 31, 2023, there were 99 emergency service runs for senior falls. 41 lift assists were not transported to a hospital, 58 falls were transported to a hospital. Additionally, there were 134 total emergency department visits for senior falls, 78 females and 56 males.

### Emergency Department Visits Comparison

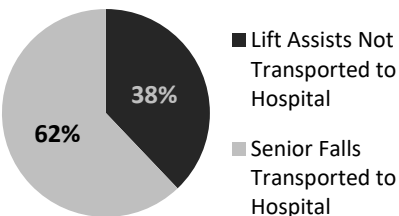
Month	2022	2023
January	37	53
February	37	32
March	31	49
April		
May		
June		
July		
August		
September		
October		
November		
December		
<b>Total</b>		



### 2023 1st Qtr Senior Falls EMS Transports



### 2022 1st Qtr Senior Falls EMS Transports



- January and March of 2023 show an increase in ED visits for senior falls when compared to January and March of 2022.
- In the 1st quarter of 2023, the highest number of ED visits were for those aged 75-79 years, however there were many senior fall visits for those over 90 years as well.
- Mercy Defiance Hospital received the most ED visits for senior falls, followed by ProMedica Defiance Regional Hospital.
- The 1st quarter of 2022 and 2023 have very similar data regarding EMS runs; 99 in 2023 and 95 in 2022.

The ED visits were derived from data in EpiCenter and coded as “Fell” or “Fall.” Data is provisional and subject to change when additional data are reported. All data is on Defiance County residents, including residents who may have sought medical help at a hospital outside of Defiance County.