



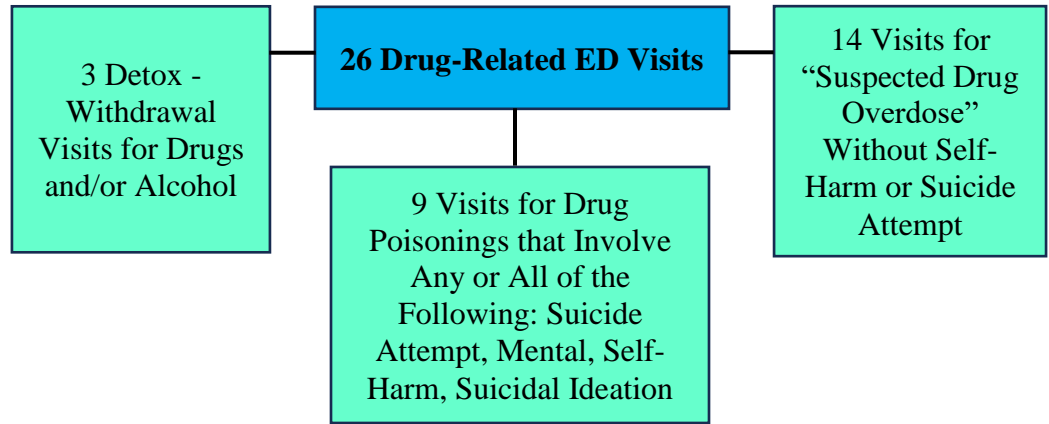
Defiance County General Health District Epidemiology Assessment 2023 2nd Quarter Report July 2023

Drug Poisonings

This report was created as a surveillance effort to help understand the needs of Defiance County communities concerning drug poisoning. From April 1, 2023 to June 30, 2023, there were 26 Drug-Related Emergency Department visits, and 7 EMS runs for drug poisonings.

Emergency Department Visits

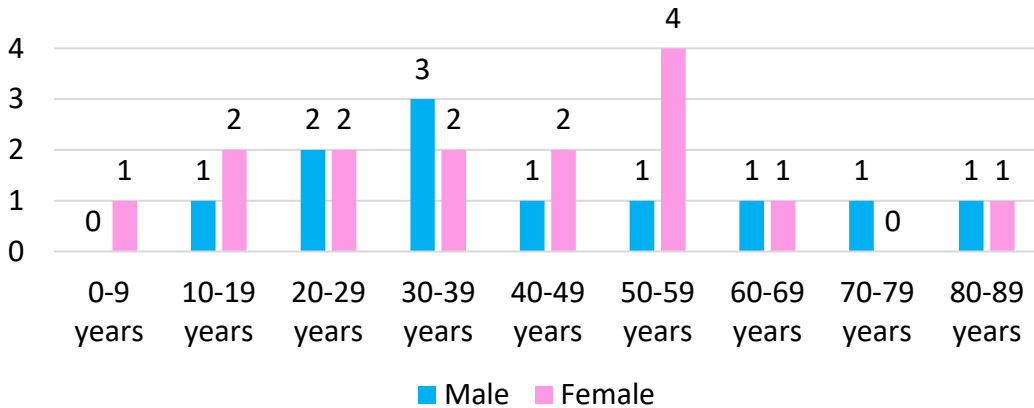
Month	2022	2023
January	3	7
February	7	3
March	4	6
April	12	14
May	5	9
June	4	3



There were more ED visits for drug poisonings in the 2nd quarter of 2023 than in the 1st quarter of 2023. So far, there are more ED visits in 2023 (42) than there were by June 30, 2022 (35).

Data for the 2nd quarter includes both intentional and accidental overdoses. Accidental overdoses may include children ingesting parents' drugs, overdoses on opioids, LSD and heroin, and significant medication reactions. Most overdoses are non-specific.

Drug-Related ED Visits in the 2nd QTR

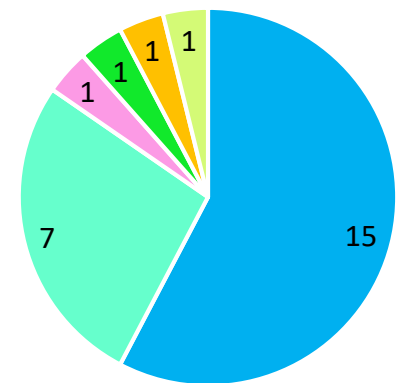


Sex	20-29	30-39	40-49	50-59	60+
Male	1***	1	1	0	2
Female	0	0	0	1	1

EMS Runs and Naloxone (Narcan) Administration

*Indicates an individual who received 3 doses

ED Visits by Hospital



- ProMedica Defiance Regional Hospital
- Mercy Defiance Hospital
- Van Wert County Hospital
- Mercy St. Vincent Medical Center
- Wood County Hospital
- Blanchard Valley Hospital

Reported drug poisoning data in this report is non-specific. Many classes of drugs or multiple drugs may be involved. It is difficult to know the true number of drug poisonings as some individuals did not have emergency service runs, did not visit the emergency department, or refused to be transported to an emergency department during an overdose. The emergency department data in this report was obtained from the EpiCenter database for the date range April 1, 2023 through June 30, 2023.